

JOINT MUNICIPAL WATER AND SEWER COMMISSION

MINUTES

November 9, 2022

The Joint Municipal Water and Sewer Commission held its Wednesday, November 9, 2022, meeting at the Commission office at 5:30 PM.

MEMBERS IN ATTENDANCE

Steve MacDougall, Chairman - Town of Lexington
Joseph Hardee, Vice-Chairman - Gilbert-Summit Rural Water District
Troy Bivens, Town of Gaston
Bobby Keisler, County of Lexington
Viola McDaniel, Town of Swansea
Tem Miles, City of West Columbia
Bobby Porter, Town of South Congaree
Juston Ricard, Town of Springdale
Lancer Shull, Town of Batesburg-Leesville
Frank Shumpert, Town of Pelion

OTHERS IN ATTENDANCE

Jay Nicholson, General Manager	Gene House, Operations Manager
Stephanie Morton, Clerk to Commission	Guy Schmoltze, Engineering & Const.
Ashton Blocker, Finance	Allan Anderson, LHS Art Director

The Chairman called the meeting to order.

The Chairman confirmed the media had been notified.

Chairman MacDougall addressed item three (3) regarding consideration of minutes from the 9/14/22 meeting. Mr. Bobby Porter made the motion to accept the minutes as submitted. Mr. Tem Miles seconded the motion and it passed unanimously.

The Chairman addressed item four (4) General Manager's report. Mr. Jay Nicholson presented an informal report to the board. A full copy of the report is attached as an addendum to the minutes.

Chairman MacDougall addressed item five (5) regarding Executive Session regarding Charter Oak Tank and Counts Ferry property update. Mr. Joseph Hardee made the motion to go into Executive Session. Mr. Bobby Keisler seconded the motion and the motion passed unanimously.

Coming out of Executive Session the Chairman stated that the only motion made during Executive Session was the motion to adjourn. The Chairman stated that Mr. Tem Miles made the motion to adjourn, and Mr. Bobby Keisler seconded the motion, and it was unanimous.

The Chairman addressed item six (6) regarding possible action in follow up to Executive Session. Mr. Tem Miles made the motion to authorize Mr. Nicholson to move forward with the graphics package as discussed in Executive Session. Mr. Bobby Keisler seconded the motion and the motion passed unanimously.

The Chairman addressed item seven (7) regarding announcements. Mr. Nicholson announced that the Commission's Christmas Party would be held on Thursday, December 1st at Embassy Suites. The Commission's next regular meeting would be January 11, 2023.

As there was no other business, the Chairman adjourned the meeting. The meeting adjourned at 6:40pm.



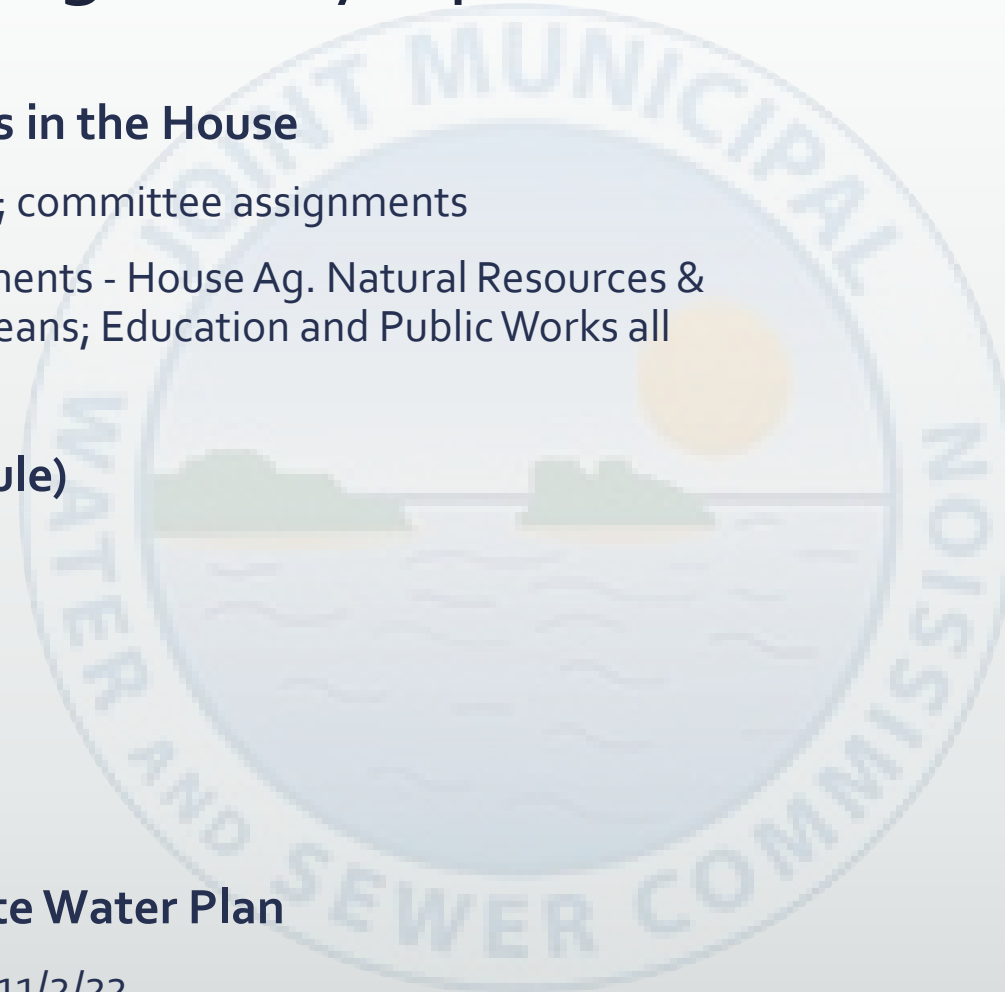
PROGRESS THROUGH COOPERATION

Executive Report

November 2022

Legislative/Regulatory Update

- **Schedule and predictions in the House**
 - House returns on Dec 6th; committee assignments
 - Key committee appointments - House Ag. Natural Resources & Env. Affairs; Ways and Means; Education and Public Works all will have new chairs
- **LCR (Lead and Copper Rule)**
 - Current sample period
 - Resampling experience
- **PFAS/PFOS**
 - Comms for the public
- **Saluda River Basin – State Water Plan**
 - Stakeholder meeting on 11/2/22



Legislative/Regulatory Update

SCIIP Update

RIA was allocated \$900M for the SC Infrastructure Investment Program (SCIIP) from the state's share of American Rescue Plan Act funding.

The deadline for submission of applications has passed and RIA has begun its comprehensive review of the submitted projects.

It is estimated that awards will be made in the first quarter of 2023.

[Learn More](#)

309

All Applications

\$2B

All Grant Requests

\$783M

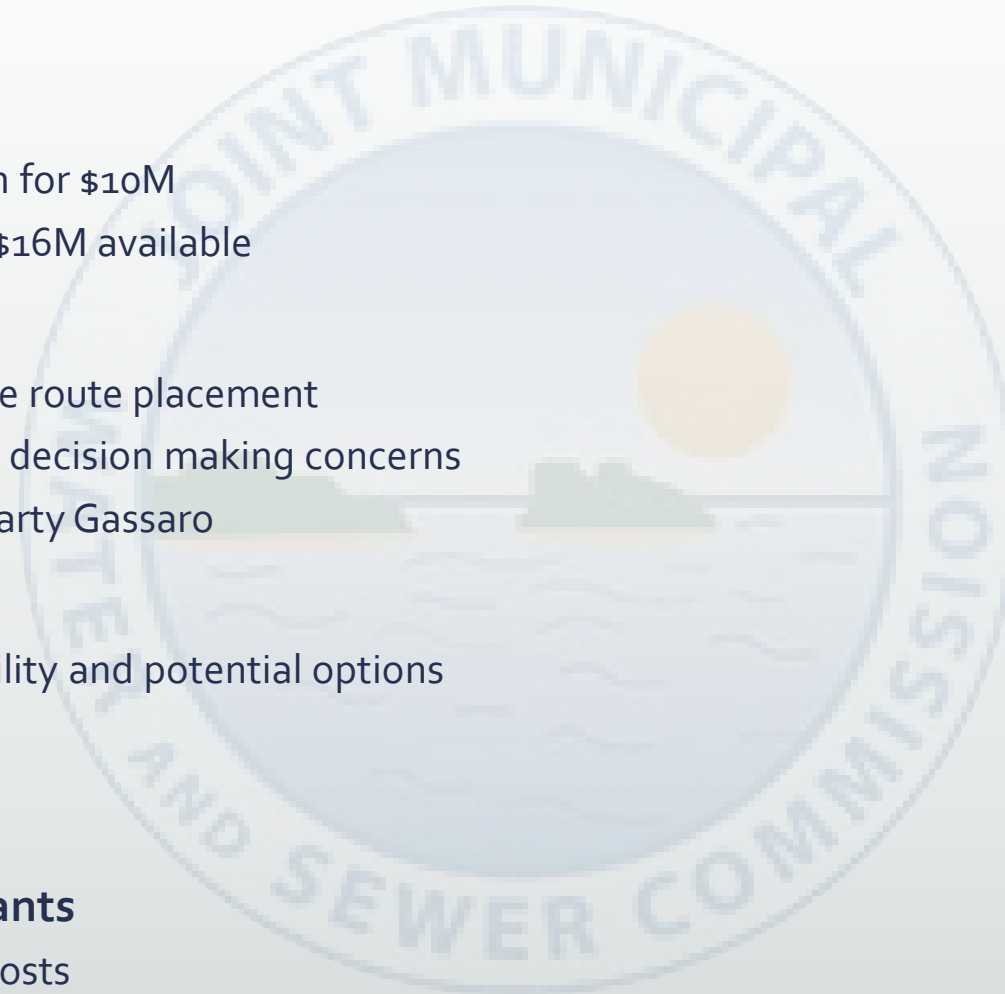
Competitive Funds
Available

\$100M

Awarded for Special
Economic Projects

General Interest

- **County Council 9/27/22**
 - ARPA request presentation for \$10M
 - \$27M in total requests for \$16M available
- **GSRWD 9/27/22**
 - Discussion of B-L water line route placement
 - Discussion of alternate bid decision making concerns
 - New Assistant Manager Marty Gassaro
- **South Congaree 10/13/22**
 - Discussion of sewer feasibility and potential options
- **Sprypoint CIS 10/12/22**
 - CIS demo review
- **Raftelis Financial Consultants**
 - Discussion of connection costs



General Interest

- **Cayce**
 - Sewer growth/flow discussions
 - Betsy Catchings is new Utilities Director
- **CWC Plant Expansion**
 - Negotiating with Wharton-Smith for CMAR



Workforce

- Employee Health Screening Day
 - Blood panel and vaccines for qualifying staff and family
 - Participation Data

<u>Health Screening : Participation Parameters</u>	<u>Totals</u>	
No. of Eligible Employees*	30	} Employee data only
No. of Eligible Females	10	
No. of Eligible Males	20	
<hr/>		
No. of Eligible Employees Participating	23 77%	
No. of Eligible Employees Participating (female)	10 100%	
No. of Eligible Employees Participating (male)	13 65%	
No. of Optional Tests (female)	10 100%	
No. of Optional Tests (male)	12 60%	
<hr/>		
No. of Participants, including spouses	27	} Employee + Spouse
No. of Health Screenings	25	
No. of Flu Shots	21	
No. of Covid Boosters	12	

**Currently 4 employees do not have state health plan*

Workforce

- **Staffing**

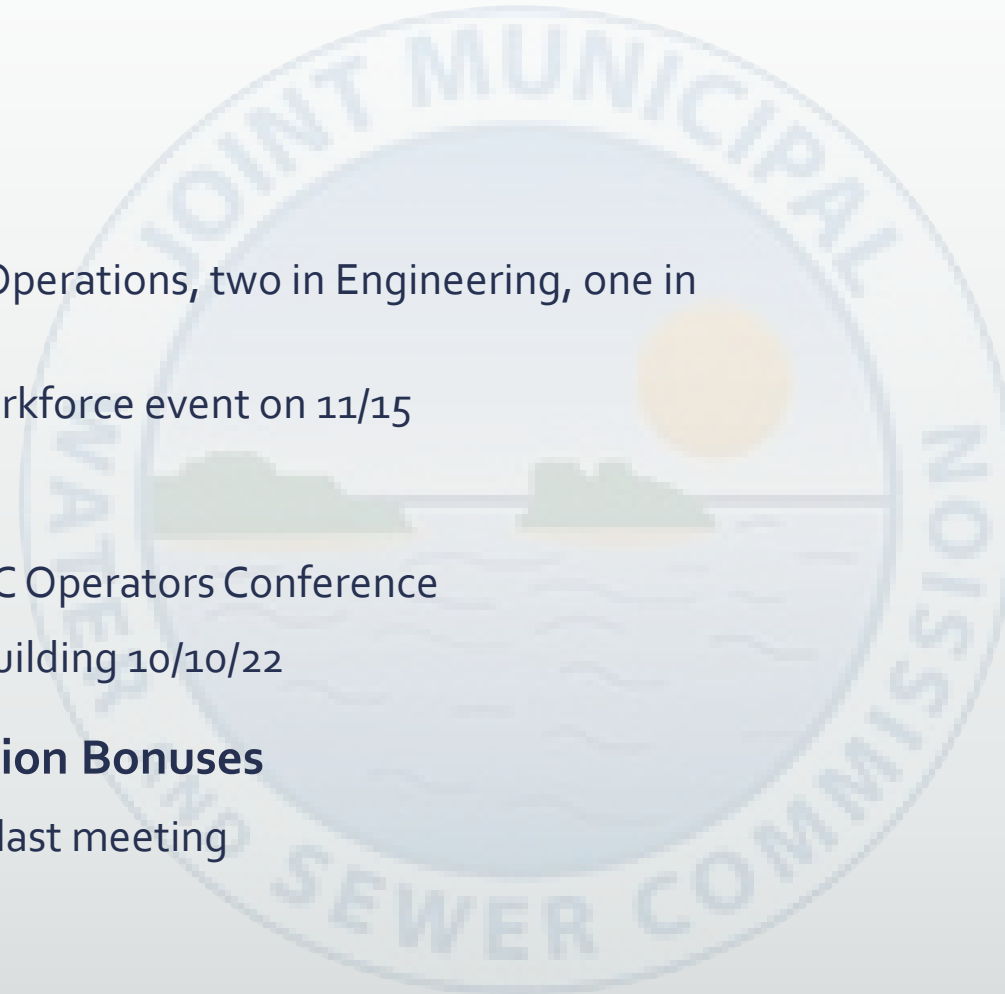
- Craig Byrd retirement
- Three positions open in Operations, two in Engineering, one in Finance
- Attending LTC Senior Workforce event on 11/15

- **Training and Education**

- Four attendees at WEASC Operators Conference
- In house training/team building 10/10/22


- **Environmental Certification Bonuses**

- Five exams passed since last meeting



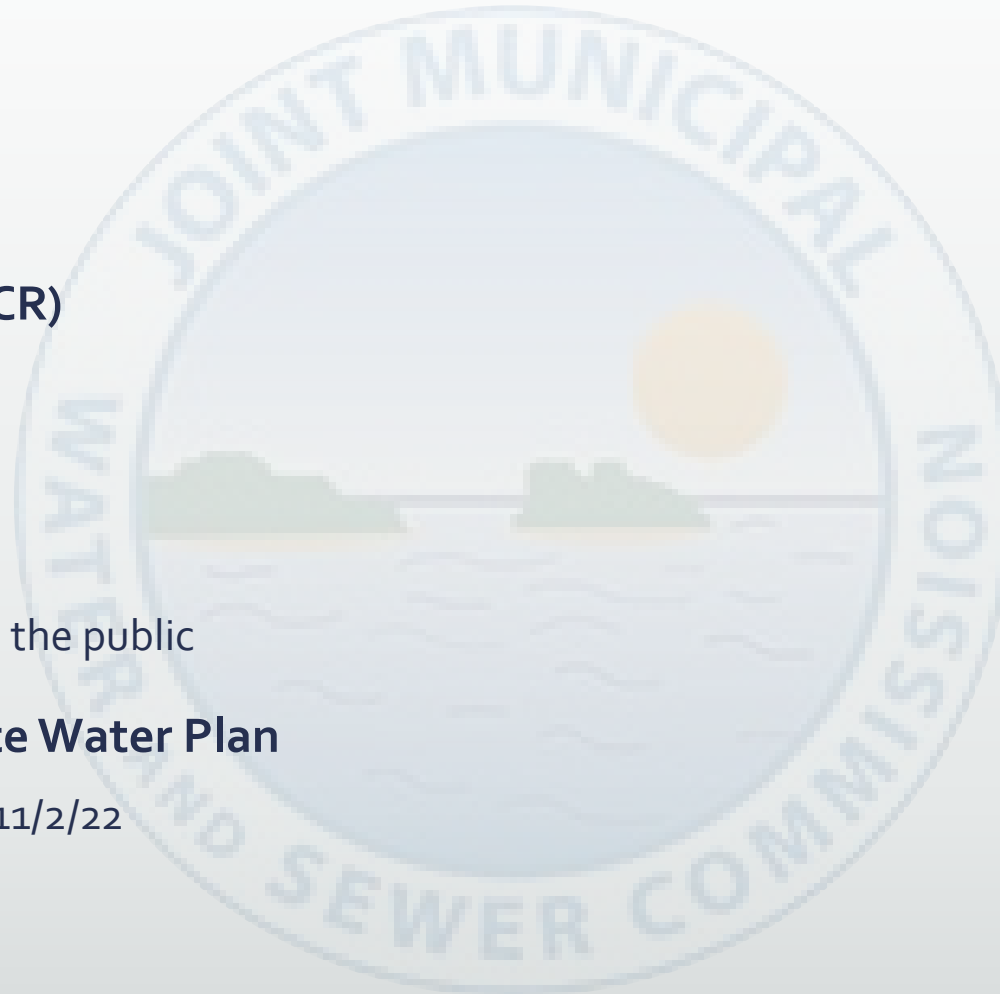
Customer Service

- **Issues**
 - Colony Lakes sewer service
 - Baneberry sewer claim
- **Customer Information System (CIS)**
 - Sprypoint demo review



Operations

- **Sanitary Survey**
 - This week
- **Lead and Copper Rule (LCR)**
 - Current sample period
 - Resampling experience
- **PFAS/PFOS**
 - Prepping for comms with the public
- **Saluda River Basin – State Water Plan**
 - Stakeholder meeting on 11/2/22



Engineering & Construction

▪ Water Projects

- Charter Oak Elevated Water Tank; most electrical completed; paint scheme discussion today
- Phase two of water plant transmission main contract has been awarded to LAD Construction; waiting on material deliveries
- Tank Control Valves project awarded to LAD Construction; waiting on material deliveries
- Pelion Water Main Project awarded to Senn Construction; delayed due to material deliveries
- Black Jack Oak Lane (installed, waiting on closeout documents)
- Muddy Springs Water Main Extension (installed, waiting on closeout documents)
- B-L Project moves forward; geotechnical testing report received; pump curve selected and preliminary pump station site layout; met with GSRWD about routing
- Water main extension down Bluefield Rd for future pump station
- Working with developers for Fort's Ridge subdivision in Pelion to extend main along Lydia Dr for improved flows

Engineering & Construction

- **Sewer Projects**

- Old Orangeburg Sewer Upgrades gravity portion awarded to LAD
- Old Orangeburg/Platt Springs Sewer Upgrades; preliminary plans, easement exhibits; appraisals received and working on easements
- YMCA property (Ashton Lakes) construction continues; this will include a close-out of Colony Lakes lift station; main has been installed across YMCA to the LS
- Lexington Hills Lift Station rehab (preliminary plans stage)
- Two Notch Lift Station #2 rehabilitation (bid date 9/27); awarded to Shady Grove Construction
- Working with Hazen on the Bluefield Pump Station design; evaluating best pump options
- No movement on Cayce metering stations

Engineering & Construction

- **Technology – GIS/CMMS/IT**
 - Working with Woolpert on CMMS (CityWorks)
 - RFQ for AMI assistance to be advertised in the near future
 - Guy and Madeline involved in developing a Utility Asset Management Work Group

Finance Dept

- **Human Resources**
 - BambooHR
- **Tap Fee Study**
 - RFC

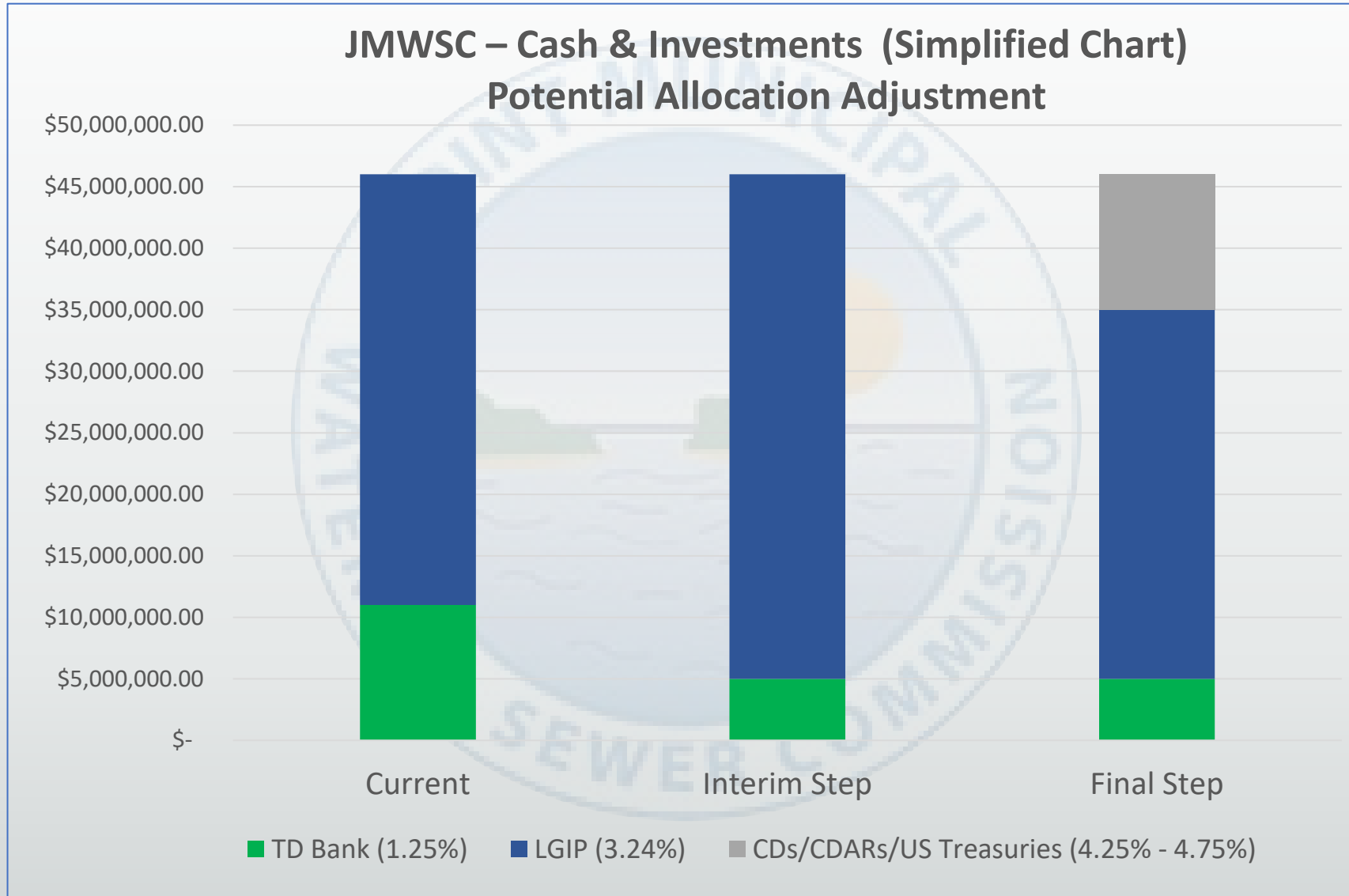


JMWSC at a Glance	Sep-21	Oct-21	Nov-21	Dec-21	Jan-22	Feb-22	Mar-22	Apr-22	May-22	Jun-22	FY22 Growth	Previous YTD	Jul-22	Aug-22	Sep-22	Oct-22	FY22 Growth	Previous YTD
	Customer Data																	
Water customers	18,649	18,676	18,690	18,731	18,824	18,914	18,984	19,014	19,081	19,100	2.89%	3.38%	19,114	19,213	19,228	19,263	0.85%	0.63%
Sewer customers	5,671	5,681	5,680	5,687	5,767	5,832	5,873	5,881	5,923	5,932	4.99%	5.49%	5,936	6,008	6,027	6,063	2.21%	0.57%
New water only	8	17	12	39	12	19	44	16	29	18	250	303	8	41	4	6	59	61
New water/sewer	5	7	1	8	82	56	39	3	40	5	266	300	2	67	16	36	121	32
Total new customers	13	24	13	47	94	75	83	19	69	23	516	603	10	108	20	42	180	93
Start accounts	258	202		160	170		225	223		279			251	286	208	209		
Close accounts	71	64		41	40		74	71		84			75	103	79	54		
Meters read (AMR)	18,819	18,848	18,837	18,919	18,862	19,070	19,137	19,181	19,229	19,290			19,300	19,316	19,349	19,439		
Meters unread (AMR)	105	98	127	66	158	39	57	95	73	81			96	89	158	94		
Disconnected/nonpmt	101	114	124	124	170	141	85	132	155	193			147	171	178	135		
Remain disconnected	16	14	18	14	25	26	16	21	21	29			31	26	27	10		
Water quality complaints																		
Taste/odor/color	5	3		1	3		2	0		1			2	2	1	1		
Pressure	1	3		6	13		4	3		6			4	3	4	6		
Total	6	6		7	16		6	3		7			6	5	5	7		
Flow Data (MGD)																		
Water avg daily flows	6.34	5.40	4.45	4.13	4.17	4.36	4.62	5.64	7.21	9.19			7.87	8.10	7.85	6.54		
previous year	6.84	5.80	5.19	4.63	4.51	4.32	4.73	7.16	8.14	7.11			6.95	7.32	6.34	5.40		
Sewer avg daily (combined)	1.496	1.39	1.39	1.34	1.37	1.367	1.329	1.365	1.35	1.34			1.42	1.38	1.45	1.37		
previous year	1.33	1.17	1.197	1.255	1.273	1.367	1.397	1.371	1.299	1.357			1.324	1.446	1.496	1.39		
Current projects																		
Residential	38	38		36	33		37	37					42	42		42	Res lots	
Commercial	19	20		21	21		21	23					27	27		29	water	sewer
JMWSC	11	9		9	9		9	9					8	8		9	2,198	1,536
Total projects	68	67		66	63		67	69					77	77		80		
Locates received	1063	992	962	900	940	1121	1334	1107	1341	1459			1273	1457	1190	1198		
Locates marked	1000	650	685	504	722	720	765	653	826	926			705	897	722	729		
Total LF marked	69,270	86,456	87,252	74,887	68,755	64,715	56,580	52,380	65,570	63,735			59,070	48,750	46,620	59,310		

Revenues/Expenses thru Oct 2022	Actual	Budget	% Budget
Operating Revenues*	7,958,886	19,772,905	40%
Operating Expenses*	3,493,435	12,401,779	28%

*Direct operating revenues/expenses only. Does not include debt service and depreciation information.

Financial Highlights



FY23 CIP Summary Table

Table I - Funding Source									
Funding Source	2023	2024	2025	2026	2027	Five year CIP Total	Prior Years Expenditures	Total Budget for Current Year (2022)	Grand Total of Projects
Borrowings (Rev Bonds/Bank Loans/SRF, etc.)	\$ 24,250,000	\$ 18,250,000	\$ -	\$ -	\$ -	\$ 42,500,000	\$ 9,675,326	\$ 25,398,535	\$ 77,573,861
Grants/Other Funding Sources	336,022					336,022	1,460,099	478,500	2,274,621
Rate Revenues	2,000,000	2,000,000	2,000,000	2,000,000	2,000,000	10,000,000	0	2,000,000	12,000,000
Cash Reserves	4,638,978	3,275,000	2,825,000	4,125,000	4,725,000	19,588,978	17,022,528	10,040,075	46,651,581
Grand Totals	31,225,000	23,525,000	4,825,000	6,125,000	6,725,000	72,425,000	28,157,953	37,917,110	138,500,063

Table II - Cash Flows									
Category	2023	2024	2025	2026	2027	Five year CIP Total	Prior Years Expenditures	Total Budget for Current Year (2022)	Grand Total of Projects
Water									
Line extensions									
8085 - Plant Transmission Main (WMP #3)						0	7,553,458	2,558,860	10,112,318
8214 - Upsizing Water Mains	25,000	25,000	25,000	25,000	25,000	125,000	54,690	356,831	536,521
8330 - Hwy 378/Wise Ferry/Hermitage Water Main Ext. (WMP #5)						0	166,262	4,333,738	4,500,000
8332 - Pelion Water Main Replacement						0	39,575	470,425	510,000
8334 - Smith Pond Road Water Line Ext. (WMP #6)	0	0	0	500,000	500,000	1,000,000	0	0	1,000,000
8335 - Clermont Lakes Dr/Bluefield Rd/Platt Springs Rd (WMP #8/#16)		500,000	1,000,000	2,000,000	1,000,000	4,500,000	0	0	4,500,000
8336 - Batesburg-Leesville Water Supply (fka Water System Expansion)	6,250,000	6,250,000				12,500,000	0	3,500,000	16,000,000
Subtotals	6,275,000	6,775,000	1,025,000	2,525,000	1,525,000	18,125,000	7,813,985	11,219,854	37,158,839
Line relocations									
8325 - Future SCDOT Line Relocations	100,000	100,000	100,000	100,000	100,000	500,000	795,201	1,401,997	2,697,198
Subtotals	100,000	100,000	100,000	100,000	100,000	500,000	795,201	1,401,997	2,697,198
Tanks/Booster Pump Stations									
8313 - Lake Murray WTP Improvements - HSP (WMP #2)						0	782,622	250,379	1,033,001
8331 - Charter Oak Elevated Storage Tank (WMP #7)	1,500,000					1,500,000	1,230,635	3,469,365	6,200,000
8336 (NEW) - Batesburg-Leesville Elevated Tank	2,000,000	2,000,000				4,000,000	0	0	4,000,000
NEW - White Knoll Tank (WMP #17)	200,000				2,000,000	2,200,000	0	0	2,200,000
Subtotals	3,700,000	2,000,000	0	0	2,000,000	7,700,000	2,013,257	3,719,744	13,433,001
Other									
8216 - Water Plant Capacity	10,000,000	10,000,000	500,000	500,000	500,000	21,500,000	2,300,000	11,000,000	34,800,000
8328 - Lake Murray WTP Improvements - CWC	750,000	750,000	750,000	750,000	750,000	3,750,000	1,222,457	2,721,343	7,693,800
8333 - Counts Ferry Rd Site	1,500,000	1,000,000	1,000,000	1,000,000	1,000,000	5,500,000	7,444,238	1,836,347	14,780,585
8395 - State Grant Funded Programs						0	221,500	28,500	250,000
8398 - AMI Infrastructure	3,000,000	1,500,000				4,500,000	0	1,500,000	6,000,000
8399 - Water Service Line Replacement			200,000			200,000	0	200,000	400,000
Subtotals	15,250,000	13,250,000	2,450,000	2,250,000	2,250,000	35,450,000	11,188,195	17,286,190	63,924,385
Water Distribution System Totals	25,325,000	22,125,000	3,575,000	4,875,000	5,875,000	61,775,000	21,810,638	33,627,785	117,213,423
Sewer									
9022 - Old Barnwell/Red Bank Creek Sewer Main Imp. (SMP #3)						0	2,109,238	2,033,337	4,142,575
9203 - Sewer System Improvements	500,000	1,000,000	1,000,000	200,000	200,000	2,900,000	0	400,000	3,300,000
9211 - Bluefield Pump Station Upgrade						0	0	105,000	105,000
9218 - Old Orangeburg Rd/Platt Springs Rd Sewer Imp. (SMP #4)	5,000,000					5,000,000	9,956	583,703	5,593,659
9285 - Lift Stations - L/S Upgrades	250,000	250,000	100,000	500,000	100,000	1,200,000	0	623,869	1,823,869
9286 - Upsizing Sewer Mains	50,000	50,000	50,000	50,000	50,000	250,000	0	150,000	400,000
9287 - Sewer System Expansion	100,000	100,000	100,000	500,000	500,000	1,300,000	3,115	393,416	1,696,531
Sewer Collection System Totals	5,900,000	1,400,000	1,250,000	1,250,000	850,000	10,650,000	2,122,309	4,289,325	17,061,634
Grand Totals	\$ 31,225,000	\$ 23,525,000	\$ 4,825,000	\$ 6,125,000	\$ 6,725,000	\$ 72,425,000	\$ 23,932,947	\$ 37,917,110	\$ 134,275,057